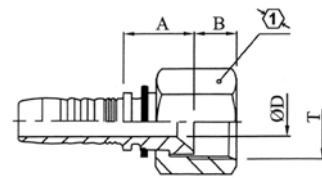


STANDARD
FLUID
CONNECTORS

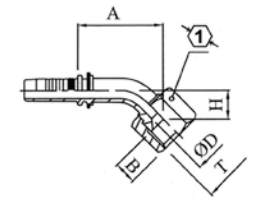
— 27 - 43 —

**STRAIGHT FEMALE SWIVEL
SAE 37° FLARE (JIC)**



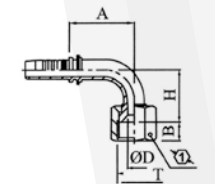
Reference No.	Thread Size	Hose Size	Dimensions in mm				
	T	Inch	A	B	ØD	①	
FN52101(J)-03-03	3/8"-24	3/16	15.0	7.8	3.0	14	
FN52101(J)-04-03	7/16"-20	3/16	15.0	8.7	3.0	15	
FN52101(J)-04-04	7/16"-20	1/4	15.5	8.7	4.0	15	
FN52101(J)-05-04	1/2"-20	1/4	16.0	9.5	4.0	17	
FN52101(J)-04-05	7/16"-20	5/16	16.0	8.7	4.0	15	
FN52101(J)-05-05	1/2"-20	5/16	16.0	9.5	5.5	17	
FN52101(J)-06-05	9/16"-18	5/16	15.7	9.7	5.5	17	
FN52101(J)-05-06	1/2"-20	3/8	16.0	9.5	5.5	17	
FN52101(J)-06-06	9/16"-18	3/8	16.0	9.7	7.0	17	
FN52101(J)-08-06	3/4"-16	3/8	18.0	10.6	7.0	22	
FN52101(J)-08-08	3/4"-16	1/2	20.0	10.6	9.5	22	
FN52101(J)-10-08	7/8"-14	1/2	21.0	12.6	9.5	27	
FN52101(J)-10-10	7/8"-14	5/8	20.0	12.6	12.5	27	
FN52101(J)-12-10	1.1/16"-12	5/8	21.7	14.4	12.5	32	
FN52101(J)-10-12	7/8"-14	3/4	21.5	12.6	12.5	27	
FN52101(J)-12-12	1.1/16"-12	3/4	22.5	14.4	15.0	32	
FN52101(J)-16-12	1.5/16"-12	3/4	23.0	15.2	15.0	38	
FN52101(J)-12-16	1.1/16"-12	1	23.5	14.4	15.0	32	
FN52101(J)-16-16	1.5/16"-12	1	24.0	15.2	20.0	38	
FN52101(J)-20-16	1.5/8"-12	1	30.0	16.2	20.0	50	
FN52101(J)-20-20	1.5/8"-12	1.1/4	30.0	16.2	26.0	50	
FN52101(J)-24-20	1.7/8"-12	1.1/4	35.0	18.8	26.0	60	
FN52101(J)-24-24	1.7/8"-12	1.1/2	35.0	18.8	32.0	60	
FN52101(J)-32-24	2.1/2"-12	1.1/2	35.5	24.0	32.0	75	
FN52101(J)-24-32	1.7/8"-12	2	35.5	18.8	32.0	60	
FN52101(J)-32-32	2.1/2"-12	2	35.5	24.0	44.0	75	

**45° ELBOW FEMALE SWIVEL
SAE 37° FLARE (JIC)**



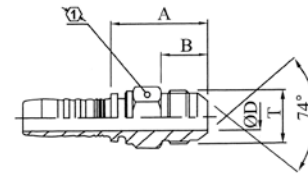
Reference No.	Thread Size	Hose Size	Dimensions in mm				
	T	Inch	A	H±2.5	B	ØD	①
BA54301(J)-03-03	3/8"-24	3/16	32.5	12.5	8.0	3.0	14
BA54301(J)-04-03	7/16"-20	3/16	33.0	12.5	8.7	4.0	15
BA54301(J)-04-04	7/16"-20	1/4	35.5	16.8	8.7	4.0	15
BA54301(J)-05-04	1/2"-20	1/4	35.5	16.5	9.5	4.0	17
BA54301(J)-05-05	1/2"-20	5/16	37.0	14.5	9.5	5.0	17
BA54301(J)-06-05	9/16"-18	5/16	38.0	14.5	9.7	5.0	17
BA54301(J)-06-06	9/16"-18	3/8	42.0	16.5	9.7	7.0	17
BA54301(J)-08-06	3/4"-16	3/8	41.0	17.5	11.0	7.0	22
BA54301(J)-08-08	3/4"-16	1/2	52.0	20.0	10.6	9.0	22
BA54301(J)-10-08	7/8"-14	1/2	49.5	17.0	12.8	9.0	27
BA54301(J)-10-10	7/8"-14	5/8	62.0	25.5	12.6	12.0	27
BA54301(J)-12-10	1.1/16"-12	5/8	60.0	28.5	14.5	12.0	32
BA54301(J)-12-12	1.1/16"-12	3/4	70.0	27.5	14.5	15.0	32
BA54301(J)-16-12	1.5/16"-12	3/4	70.0	34.0	15.2	15.0	38
BA54301(J)-16-16	1.5/16"-12	1	86.0	32.0	15.2	19.0	38
BA54301(J)-20-20	1.5/8"-12	1.1/4	103.5	41.5	16.2	26.0	50
BA54301(J)-24-24	1.7/8"-12	1.1/2	119.0	46.5	18.8	32.0	60

**90° ELBOW FEMALE SWIVEL
SAE 37° FLARE (JIC)**



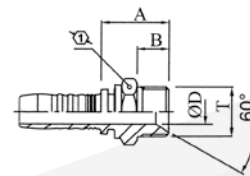
Reference No.	Thread Size	Hose Size	Dimensions in mm				
	T	Inch	A	H±2.5	B	ØD	①
BA54801(J)-03-03	7/16"-20	1/4	28.5	27.0	8.7	4.0	15
BA54801(J)-05-04	1/2"-20	1/4	28.5	27.5	9.5	4.0	17
BA54801(J)-05-05	1/2"-20	5/16	29.5	27.5	9.5	5.0	17
BA54801(J)-06-05	9/16"-18	5/16	31.0	28.5	9.7	5.0	17
BA54801(J)-06-06	9/16"-18	3/8	35.5	32.5	9.7	7.0	17
BA54801(J)-08-06	3/4"-16	3/8	36.5	29.5	11.0	7.0	22
BA54801(J)-08-08	3/4"-16	1/2	44.0	41.0	10.6	9.0	22
BA54801(J)-10-08	7/8"-14	1/2	45.0	36.0	12.8	9.0	27
BA54801(J)-10-10	7/8"-14	5/8	53.5	52.5	12.6	12.0	27
BA54801(J)-12-10	1.1/16"-12	5/8	51.5	50.0	14.5	12.0	32
BA54801(J)-12-12	1.1/16"-12	3/4	62.0	58.0	14.5	15.0	32
BA54801(J)-16-12	1.5/16"-12	3/4	65.0	67.0	15.2	15.0	38
BA54801(J)-12-16	1.1/16"-12	1	62.0	58.0	14.5	15.0	32
BA54801(J)-16-16	1.5/16"-12	1	77.0	67.0	15.2	19.0	38
BA54801(J)-20-16	1.5/8"-12	1	77.5	74.5	16.2	19.0	50
BA54801(J)-20-20	1.5/8"-12	1.1/4	90.5	86.5	16.2	26.0	50
BA54801(J)-24-20	1.7/8"-12	1.1/4	92.0	91.0	18.8	26.0	60

**STRAIGHT MALE
SAE 37° FLARE (JIC)**



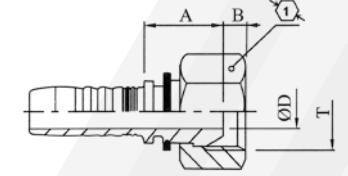
Reference No.	Thread Size	Hose Size	Dimensions in mm			
	T	Inch	A	B	ØD	1
MN52201(J)-04-03	7/16"-20	3/16	28.0	14.0	3.0	17
MN52201(J)-04-04	7/16"-20	1/4	28.0	14.0	4.0	17
MN52201(J)-05-05	1/2"-20	5/16	29.0	14.0	5.5	17
MN52201(J)-06-06	9/16"-18	3/8	29.5	14.0	7.0	19
MN52201(J)-06-08	9/16"-18	1/2	29.5	14.0	7.0	24
MN52201(J)-08-08	3/4"-16	1/2	34.5	16.5	9.5	24
MN52201(J)-10-08	7/8"-14	1/2	39.5	19.5	9.5	24
MN52201(J)-08-10	3/4"-16	5/8	34.5	16.5	9.5	22
MN52201(J)-10-10	7/8"-14	5/8	39.5	19.5	12.5	24
MN52201(J)-12-10	1.1/16"-12	5/8	44.0	22.0	12.5	30
MN52201(J)-12-12	1.1/16"-12	3/4	44.0	22.0	15.0	30
MN52201(J)-16-12	1.5/16"-12	3/4	48.0	23.0	15.0	36
MN52201(J)-16-16	1.5/16"-12	1	48.0	23.0	20.0	36
MN52201(J)-20-20	1.5/8"-12	1.1/4	53.5	24.5	26.0	46
MN52201(J)-24-20	1.7/8"-12	1.1/2	60.5	27.5	26.0	50
MN52201(J)-24-32	1.7/8"-12	2	60.5	27.5	26.0	65

STRAIGHT MALE NPTF



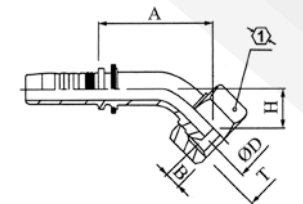
Reference No.	Thread Size	Hose Size	Dimensions in mm			
	T	Inch	A	B	ØD	1
MN52201(T)-03-03	1/8"-27	3/16	28.0	14.0	3.0	15
MN52201(T)-04-03	1/4"-18	3/16	28.5	14.5	3.0	15
MN52201(T)-04-04	1/4"-18	1/4	29.0	14.5	4.3	17
MN52201(T)-05-05	1/4"-18	5/16	29.0	14.5	6.0	17
MN52201(T)-06-05	3/8"-18	5/16	29.5	14.5	6.0	19
MN52201(T)-05-06	1/4"-18	3/8	29.0	14.5	6.0	19
MN52201(T)-06-06	3/8"-18	3/8	29.5	14.5	7.5	19
MN52201(T)-08-06	1/2"-14	3/8	34.0	19.5	7.5	22
MN52201(T)-06-08	3/8"-18	1/2	31.0	14.5	7.5	22
MN52201(T)-08-08	1/2"-14	1/2	35.0	19.5	10.0	22
MN52201(T)-10-10	1/2"-14	5/8	36.0	19.5	12.2	24
MN52201(T)-12-10	3/4"-14	5/8	36.0	19.5	12.2	30
MN52201(T)-12-12	3/4"-14	3/4	36.5	19.5	16.0	32
MN52201(T)-16-12	1"-11.1/2	3/4	43.0	24.5	16.0	36
MN52201(T)-16-16	1"-11.1/2	1	44.0	24.5	20.0	38
MN52201(T)-20-20	1.1/4"-11.1/2	1.1/4	56.5	25.0	26.0	46
MN52201(T)-24-24	1.1/2"-11.1/2	1.1/2	57.5	26.0	32.0	50
MN52201(T)-32-32	2"-11.1/2	2	64.5	26.5	45.0	65

**STRAIGHT FEMALE SWIVEL
BSP 60° CONE**



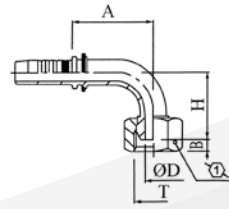
Reference No.	Thread Size	Hose Size	Dimensions in mm			
	T	Inch	A	B	ØD	1
FN62101-03-03	G.1/8"-28	3/16	16.5	5.0	3.0	14
FN62101-04-04	G.1/4"-19	1/4	17.0	5.5	4.0	17
FN62101-05-05	G.1/4"-19	5/16	18.0	5.5	5.0	17
FN62101-06-05	G.3/8"-19	5/16	18.0	6.0	5.0	22
FN62101-06-06	G.3/8"-19	3/8	19.5	6.0	7.0	22
FN62101-08-06	G.1/2"-14	3/8	21.0	6.5	7.0	27
FN62101-06-08	G.3/8"-19	1/2	19.5	6.0	7.0	22
FN62101-08-08	G.1/2"-14	1/2	21.5	6.5	9.5	27
FN62101-08-10	G.1/2"-14	5/8	22.0	6.5	9.5	27
FN62101-10-10	G.5/8"-14	5/8	22.0	7.5	12.5	27
FN62101-12-10	G.3/4"-14	5/8	24.0	9.0	12.5	32
FN62101-12-12	G.3/4"-14	3/4	24.5	9.0	15.0	32
FN62101-16-12	G.1"-11	3/4	27.0	10.5	15.0	38
FN62101-16-16	G.1"-11	1	27.5	10.5	20.0	38
FN62101-20-16	G.1.1/4"-11	1	30.5	11.5	20.0	50
FN62101-20-20	G.1.1/4"-11	1.1/4	31.5	11.5	26.0	50
FN62101-24-24	G.1.1/2"-11	1.1/2	33.0	12.5	32.0	55
FN62101-32-32	G.2"-11	2	35.0	16.1	42.0	70

**45° ELBOW FEMALE SWIVEL
BSP 60° CONE**



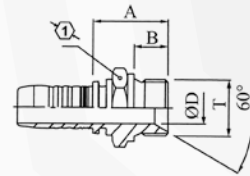
Reference No.	Thread Size	Hose Size	Dimensions in mm				
	T	Inch	A	H±2.5	B	ØD	1
BA64301-04-04	G.1/4"-19	1/4	36.0	15.0	5.5	3.0	17
BA64301-06-06	G.3/8"-19	3/8	42.0	16.5	6.0	6.0	22
BA64301-08-08	G.1/2"-14	1/2	49.5	18.0	6.5	7.0	27
BA64301-10-10	G.5/8"-14	5/8	63.0	27.5	7.5	10.0	27
BA64301-12-12	G.3/4"-14	3/4	70.5	29.5	9.0	13.0	32
BA64301-16-16	G.1"-11	1	91.0	36.5	10.5	20.0	38
BA64301-20-20	G.1.1/4"-11	1.1/4	102.0	39.0	11.5	25.0	50
BA64301-24-24	G.1.1/2"-11	1.1/2	118.0	45.0	12.5	31.0	55

**90° ELBOW FEMALE SWIVEL
BSP 60° CONE**



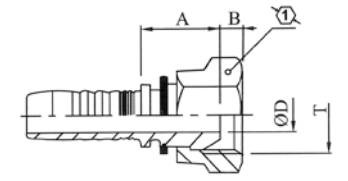
Reference No.	Thread Size	Hose Size	Dimensions in mm				
	T	Inch	A	H±2.5	B	ØD	1
BA64801-04-04	G.1/4"-19	1/4	29.5	29.0	5.5	3.0	17
BA64801-06-05	G.3/8"-19	5/16	32.0	27.5	6.0	5.0	22
BA64801-06-06	G.3/8"-19	3/8	36.5	31.5	6.0	6.0	22
BA64801-08-06	G.1/2"-14	3/8	36.5	32.0	6.5	6.0	27
BA64801-08-08	G.1/2"-14	1/2	45.0	36.5	6.5	7.0	27
BA64801-10-10	G.5/8"-14	5/8	53.5	53.5	7.5	10.0	27
BA64801-12-10	G.3/4"-14	5/8	53.5	55.0	9.5	10.0	32
BA64801-12-12	G.3/4"-14	3/4	61.5	59.5	9.0	13.0	32
BA64801-16-16	G.1"-11	1	79.5	76.0	10.5	20.0	38
BA64801-20-20	G.1.1/4"-11	1.1/4	90.5	83.5	11.5	25.0	50
BA64801-24-24	G.1.1/2"-11	1.1/2	108.0	98.5	12.5	31.0	55

**STRAIGHT MALE METRIC/BSP
WITH 60° CONE**



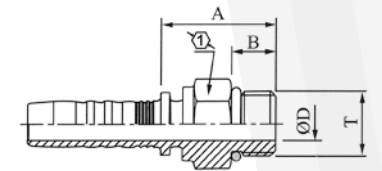
Reference No.	Thread Size	Hose Size	Dimensions in mm				
	T	Inch	A	B	ØD	1	
MN62201-04-04	G.1/4"-19	1/4	25.5	11.0	4.0	17	
MN62201-05-05	G.1/4"-19	5/16	26.0	11.0	5.0	17	
MN62201-06-06	G.3/8"-19	3/8	28.0	12.0	7.5	19	
MN62201-08-08	G.1/2"-14	1/2	31.0	14.0	10.0	24	
MN62201-10-10	G.5/8"-14	5/8	33.0	16.0	13.5	24	
MN62201-12-12	G.3/4"-14	3/4	35.5	16.0	16.5	32	
MN62201-16-12	G.1"-11	3/4	39.5	19.0	16.5	36	
MN62201-16-16	G.1"-11	1	41.0	19.0	22.0	36	
MN62201-20-16	G.1.1/4"-11	1	45.0	20.0	22.0	46	
MN62201-20-20	G.1.1/4"-11	1.1/4	46.5	20.0	28.5	46	
MN62201-20-24	G.1.1/4"-11	1.1/2	48.0	22.0	32.0	50	
MN62201-24-24	G.1.1/2"-11	1.1/2	49.5	22.0	33.0	50	
MN62201-32-32	G.2"-11	2	54.0	25.0	46.0	65	

**STRAIGHT FEMALE SWIVEL
FOR MINING HOSE**



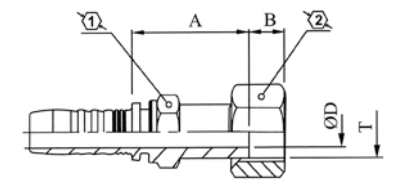
Reference No.	Thread Size	Hose Size	Dimensions in mm			
	T	Inch	A	B	ØD	1
FN62101(M)-04-04	G.1/4"-19	1/4	19.0	5.5	4.0	19
FN62101(M)-06-06	G.3/8"-19	3/8	20.0	6.5	7.0	24
FN62101(M)-08-08	G.1/2"-14	1/2	22.0	7.6	9.5	27
FN62101(M)-12-12	G.3/4"-14	3/4	23.5	11.1	15.0	36
FN62101(M)-16-16	G.1"-11	1	26.2	13.0	20.5	38
FN62101(M)-20-20	G.1.1/4"-11	1.1/4	26.5	11.5	26.0	50

**STRAIGHT MALE/UNF
SAE 'O' RING BOSS**



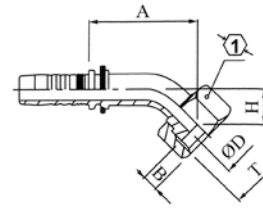
Reference No.	Thread Size	Hose Size	Dimensions in mm			
	T	Inch	A	B	ØD	1
MN52201(O)-04-04	7/16"-20	1/4	20.0	9.0	4.0	14
MN52201(O)-05-05	1/2"-20	5/16	20.5	9.5	6.0	17
MN52201(O)-06-06	9/16"-18	3/8	22.0	10.0	7.0	19
MN52201(O)-08-06	3/4"-16	3/8	23.0	11.0	7.5	22
MN52201(O)-08-08	3/4"-16	1/2	25.0	11.0	9.0	22
MN52201(O)-10-08	7/8"-14	1/2	27.0	12.7	9.0	27
MN52201(O)-10-10	7/8"-14	5/8	30.0	12.7	12.0	27
MN52201(O)-12-10	1.1/16"-12	5/8	31.0	15.0	12.0	32
MN52201(O)-12-12	1.1/16"-12	3/4	30.0	15.0	15.0	32
MN52201(O)-10-12	7/8"-14	3/4	26.0	12.7	12.0	27
MN52201(O)-16-16	1.5/16"-12	1	34.0	15.0	20.0	41
MN52201(O)-20-20	1.5/8"-12	1.1/4	31.0	16.0	26.0	50

STRAIGHT ORS FEMALE SWIVEL



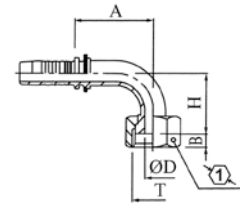
Reference No.	Thread Size	Hose Size	Dimensions in mm				
	T	Inch	A	B	ØD	1	2
FN52101(O)-04-04	9/16"-18	1/4	30.0	8.0	4.0	17	17
FN52101(O)-05-04	11/16"-16	1/4	30.0	9.0	4.0	22	17
FN52101(O)-05-05	11/16"-16	5/16	35.0	9.0	6.0	22	17
FN52101(O)-06-06	11/16"-16	3/8	35.0	9.5	7.0	22	19
FN52101(O)-08-06	13/16"-16	3/8	40.0	11.0	7.0	24	19
FN52101(O)-08-08	13/16"-16	1/2	40.0	11.0	9.0	24	22
FN52101(O)-10-10	1"-14	5/8	45.0	13.5	11.5	30	24
FN52101(O)-12-12	1.16"-12	3/4	56.0	14.5	14.0	36	30
FN52101(O)-16-16	1.7/16"-12	1	54.0	15.0	20.0	41	36

**45° ELBOW
ORS FEMALE SWIVEL**



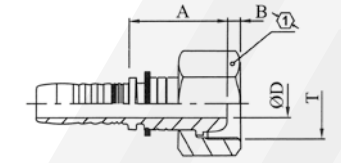
Reference No.	Thread Size	Hose Size	Dimensions in mm				
	T	Inch	A	H±2.5	B	ØD	$\sqrt{1}$
BN54301(O)-04-04	9/16"-18	1/4	32.5	12.0	8.0	4.0	17
BN54301(O)-05-05	11/16"-16	5/16	34.0	11.5	9.5	6.0	22
BN54301(O)-06-06	11/16"-16	3/8	35.0	11.0	9.5	7.0	22
BN54301(O)-08-06	13/16"-16	3/8	44.0	12.5	11.0	7.0	24
BN54301(O)-08-08	13/16"-16	1/2	45.0	15.0	11.0	9.0	24
BN54301(O)-10-10	1"-14	5/8	49.0	16.5	13.5	11.0	30
BN54301(O)-12-12	1.3/16"-12	3/4	61.0	21.5	14.5	14.0	36
BN54301(O)-16-16	1.7/16"-12	1	69.0	24.0	15.0	18.0	41

**90° ELBOW
ORS FEMALE SWIVEL**



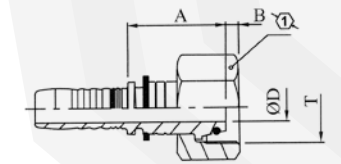
Reference No.	Thread Size	Hose Size	Dimensions in mm				
	T	Inch	A	H±2.5	B	ØD	$\sqrt{1}$
BA54801(O)-04-04	9/16"-18	1/4	28.0	24.0	8.0	4.0	17
BA54801(O)-05-04	11/16"-16	1/4	29.0	24.5	9.5	4.0	22
BA54801(O)-05-05	11/16"-16	5/16	30.0	24.5	9.5	6.0	22
BA54801(O)-06-06	11/16"-16	3/8	32.0	25.0	9.5	7.0	22
BA54801(O)-08-06	13/16"-16	3/8	40.0	26.5	11.0	7.0	24
BA54801(O)-08-08	13/16"-16	1/2	42.0	34.0	11.0	9.0	24
BA54801(O)-10-10	1"-14	5/8	47.0	37.5	13.5	11.0	30
BA54801(O)-12-12	1.3/16"-12	3/4	58.0	48.0	14.5	14.0	36
BA54801(O)-16-16	1.7/16"-12	1	68.0	56.0	15.0	18.0	41

**STRAIGHT FEMALE SWIVEL
FOR 24° AND 60°
(FORM C ONLY FOR 60°)**



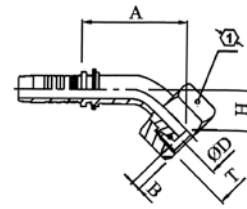
Reference No.	Thread Size	Hose Size	Dimensions in mm			
	T	Inch	A	B	ØD	$\sqrt{1}$
FN42101(U)-04-04	M14x1.5	1/4	20.0	4.0	4.0	17
FN42101(U)-05-05	M16x1.5	5/16	22.0	4.0	6.0	19
FN42101(U)-05-06	M16x1.5	3/8	22.0	4.0	6.0	19
FN42101(U)-06-06	M18x1.5	3/8	22.0	4.0	7.0	22
FN42101(U)-08-08	M22x1.5	1/2	22.0	5.0	9.5	27
FN42101(U)-10-10	M26x1.5	5/8	22.0	5.5	12.5	32
FN42101(C)-12-12	M30x1.5	3/4	25.0	8.0	15.0	36
FN42101(C)-16-16	M38x1.5	1	25.0	7.5	20.0	46
FN42101(C)-20-20	M45x1.5	1.1/4	24.0	8.0	26.0	55
FN42101(C)-24-24	M52x1.5	1.1/2	26.0	8.0	32.0	60
FN42101(C)-32-32	M65x2.0	2	25.0	8.0	44.0	75

**STRAIGHT FEMALE SWIVEL (O-RING)
FOR METRIC MALE 24° CONE
LIGHT SERIES**



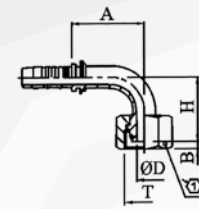
Reference No.	Thread Size	Hose Size	Dimensions in mm			
	T	Inch	A	B	ØD	$\sqrt{1}$
FN42101(L)03-03	M12x1.5	3/16	22.0	2.0	3.0	17
FN42101(L)03-04	M12x1.5	1/4	21.0	2.0	3.0	17
FN42101(L)04-04	M14x1.5	1/4	23.0	2.0	4.0	17
FN42101(L)05-04	M16x1.5	1/4	26.0	2.0	4.0	19
FN42101(L)04-05	M14x1.5	5/16	22.0	2.0	4.0	17
FN42101(L)05-05	M16x1.5	5/16	26.0	2.0	6.0	19
FN42101(L)06-06	M18x1.5	3/8	27.0	2.5	7.0	22
FN42101(L)05-06	M16x1.5	3/8	23.0	2.0	6.0	19
FN42101(L)08-08	M22x1.5	1/2	30.0	2.5	9.5	27
FN42101(L)10-08	M26x1.5	1/2	30.0	2.5	9.5	32
FN42101(L)10-10	M26x1.5	5/8	30.0	2.5	12.5	32
FN42101(L)10-12	M26x1.5	3/4	32.0	2.5	12.5	32
FN42101(L)12-12	M30x2.0	3/4	34.0	3.5	15.0	36
FN42101(L)12-16	M30x2.0	1	34.0	3.5	15.0	36
FN42101(L)16-16	M36x2.0	1	35.0	4.0	20.0	41
FN42101(L)16-20	M36x2.0	1.1/4	38.0	4.0	20.0	41
FN42101(L)20-20	M45x2.0	1.1/4	40.0	5.0	26.0	50
FN42101(L)20-24	M45x2.0	1.1/2	40.0	5.0	26.0	50
FN42101(L)24-24	M52x2.0	1.1/2	40.0	5.0	32.0	60

**45° ELBOW FEMALE SWIVEL(O-RING)
FOR METRIC MALE 24° CONE
LIGHT SERIES**



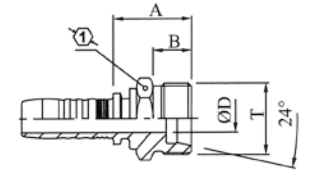
Reference No.	Thread Size	Hose Size	Dimensions in mm				
	T	Inch	A	H±2.5	B	ØD	1
BA44301(L)-03-03	M12x1.5	3/16	37.0	15.0	2.0	3.0	17
BA44301(L)-04-04	M14x1.5	1/4	39.0	18.0	2.0	4.0	17
BA44301(L)-05-05	M16x1.5	5/16	42.0	19.0	2.0	5.0	19
BA44301(L)-05-06	M16x1.5	3/8	42.0	19.0	2.0	5.0	19
BA44301(L)-06-06	M18x1.5	3/8	45.0	21.0	2.5	7.0	22
BA44301(L)-08-08	M22x1.5	1/2	48.0	22.0	2.5	9.0	27
BA44301(L)-10-10	M26x1.5	5/8	60.0	28.0	2.5	12.0	32
BA44301(L)-12-12	M30x2.0	3/4	68.0	30.0	3.5	15.0	36
BA44301(L)-16-16	M36x2.0	1	80.0	32.0	4.0	19.0	41
BA44301(L)-20-20	M45x2.0	1.1/4	90.0	36.0	5.0	26.0	50
BA44301(L)-24-24	M52x2.0	1.1/2	110.0	45.0	5.0	32.0	60

**90° ELBOW FEMALE SWIVEL(O-RING)
FOR METRIC MALE 24° CONE
LIGHT SERIES**



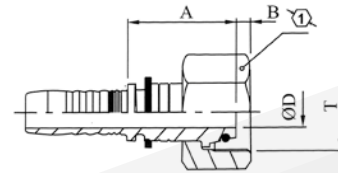
Reference No.	Thread Size	Hose Size	Dimensions in mm				
	T	Inch	A	H±2.5	B	ØD	1
BA44801(L)-03-03	M12x1.5	3/16	26.0	30.0	2.0	3.0	17
BA44801(L)-03-04	M12x1.5	1/4	28.0	32.0	2.0	3.0	17
BA44801(L)-04-04	M14x1.5	1/4	30.0	32.0	2.0	4.0	17
BA44801(L)-04-05	M14x1.5	5/16	31.5	31.0	2.0	4.0	17
BA44801(L)-05-05	M16x1.5	5/16	32.0	33.0	2.0	5.0	19
BA44801(L)-06-05	M18x1.5	5/16	33.0	35.0	2.5	5.0	22
BA44801(L)-05-06	M16x1.5	3/8	36.0	36.0	2.0	5.0	19
BA44801(L)-06-06	M18x1.5	3/8	37.0	38.0	2.5	7.0	22
BA44801(L)-08-08	M22x1.5	1/2	42.0	43	2.5	9.0	27
BA44801(L)-10-10	M26x1.5	5/8	53.0	56.0	2.5	12.0	32
BA44801(L)-12-12	M30x2.0	3/4	60.0	60.0	3.5	15.0	36
BA44801(L)-16-16	M36x2.0	1	77.0	70.0	4.0	19.0	41
BA44801(L)-20-20	M45x2.0	1.1/4	90.0	80.0	5.0	26.0	50
BA44801(L)-20-24	M45x2.0	1.1/2	95.0	84.0	5.0	26.0	50
BA44801(L)-24-24	M52x2.0	1.1/2	105.0	98.0	5.0	32.0	60

**METRIC MALE 24° CONE
LIGHT SERIES**



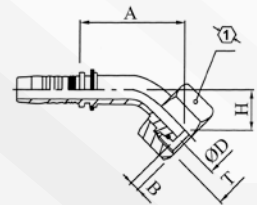
Reference No.	Thread Size	Hose Size	Dimensions in mm			
	T	Inch	A	B	ØD	1
MN42201(L)-03-03	M12x1.5	3/16	21.0	10.0	3.0	14
MN42201(L)-03-04	M12x1.5	1/4	22.0	10.0	3.0	17
MN42201(L)-04-04	M14x1.5	1/4	22.0	10.0	4.0	17
MN42201(L)-05-04	M16x1.5	1/4	24.0	11.0	4.0	17
MN42201(L)-05-05	M16x1.5	5/16	24.0	11.0	5.0	17
MN42201(L)-06-05	M18x1.5	5/16	25.0	11.0	5.0	19
MN42201(L)-05-06	M16x1.5	3/8	25.0	11.0	5.0	19
MN42201(L)-06-06	M18x1.5	3/8	25.0	11.0	7.0	19
MN42201(L)-08-06	M22x1.5	3/8	26.0	12.0	7.0	24
MN42201(L)-06-08	M18x1.5	1/2	25.0	11.0	7.0	24
MN42201(L)-08-08	M22x1.5	1/2	26.0	12.0	9.0	24
MN42201(L)-10-08	M26x1.5	1/2	27.0	12.0	9.0	27
MN42201(L)-08-10	M22x1.5	5/8	26.0	12.0	9.0	27
MN42201(L)-10-10	M26x1.5	5/8	27.0	12.0	12.0	27
MN42201(L)-12-12	M30x2.0	3/4	30.0	14.0	15.0	32
MN42201(L)-12-16	M30x2.0	1	30.0	14.0	15.0	36
MN42201(L)-16-16	M36x2.0	1	32.0	14.0	19.0	41
MN42201(L)-20-20	M45x2.0	1.1/4	36.0	16.0	26.0	46
MN42201(L)-24-24	M52x2.0	1.1/2	38.0	16.0	32.0	55

**STRAIGHT FEMALE SWIVEL(O-RING)
FOR METRIC MALE 24° CONE
HEAVY SERIES**



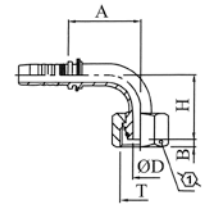
Reference No.	Thread Size		Dimensions in mm				
	T	Inch	A	B	ØD	1	
FN42101(H)-03-03	M16x1.5	3/16	26.0	3.0	3.0	19	
FN42101(H)-03-04	M16x1.5	1/4	26.0	3.0	3.0	19	
FN42101(H)-04-04	M18x1.5	1/4	27.0	3.0	4.0	22	
FN42101(H)-04-05	M18x1.5	5/16	28.0	3.0	4.0	22	
FN42101(H)-05-05	M20x1.5	5/16	28.0	2.5	5.0	24	
FN42101(H)-05-06	M20x1.5	3/8	29.0	2.5	5.0	24	
FN42101(H)-06-06	M22x1.5	3/8	31.0	3.0	7.0	27	
FN42101(H)-08-06	M24x1.5	3/8	31.0	3.0	7.0	30	
FN42101(H)-08-08	M24x1.5	1/2	32.0	3.0	9.0	30	
FN42101(H)-08-10	M24x1.5	5/8	34.0	3.0	9.0	30	
FN42101(H)-10-10	M30x2.0	5/8	36.0	3.5	12.0	36	
FN42101(H)-10-12	M30x2.0	3/4	35.0	3.5	12.0	36	
FN42101(H)-12-12	M36x2.0	3/4	40.0	4.5	15.0	46	
FN42101(H)-12-16	M36x2.0	1	36.0	4.5	15.0	41	
FN42101(H)-16-16	M42x2.0	1	43.0	6.5	19.0	50	
FN42101(H)-20-16	M52x2.0	1	45.0	8.0	19.0	60	
FN42101(H)-16-20	M42x2.0	1.1/4	46.0	6.5	19.0	50	
FN42101(H)-20-20	M52x2.0	1.1/4	48.0	8.0	26.0	60	
FN42101(H)-20-24	M52x2.0	1.1/2	50.0	8.0	26.0	60	
FN42101(H)-24-24	M68x2.0	1.1/2	53.0	8.0	32.0	80	

**45° ELBOW FEMALE SWIVEL(O-RING)
FOR METRIC MALE 24° CONE
HEAVY SERIES**



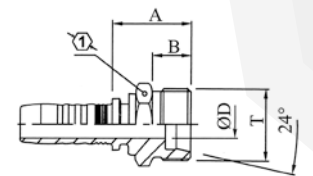
Reference No.	Thread Size		Dimensions in mm				
	T	Inch	A	H±2.5	B	ØD	1
BA44301(H)-03-03	M16x1.5	3/16	34.0	16.0	3.0	3.0	19
BA44301(H)-03-04	M16x1.5	1/4	36.0	17.0	3.0	3.0	19
BA44301(H)-04-04	M18x1.5	1/4	38.0	17.0	3.0	4.0	22
BA44301(H)-05-05	M20x1.5	5/16	41.0	18.5	2.5	5.0	24
BA44301(H)-05-06	M20x1.5	3/8	44.0	19.0	2.5	5.0	24
BA44301(H)-06-06	M22x1.5	3/8	45.0	20.0	3.0	7.0	27
BA44301(H)-08-08	M24x1.5	1/2	51.0	23.0	3.0	9.0	30
BA44301(H)-08-10	M24x1.5	5/8	53.0	29.0	3.0	9.0	30
BA44301(H)-10-10	M30x2.0	5/8	60.0	30.0	3.5	12.0	36
BA44301(H)-12-12	M36x2.0	3/4	72.0	32.5	4.5	15.0	46
BA44301(H)-16-16	M42x2.0	1	80.0	36.0	6.5	19.0	50
BA44301(H)-20-20	M52x2.0	1.1/4	92.0	40.4	8.0	26.0	60

**90° ELBOW FEMALE SWIVEL(O-RING)
FOR METRIC MALE 24° CONE
HEAVY SERIES**



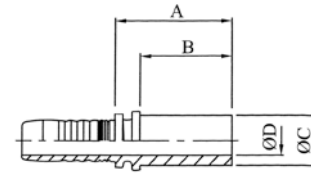
Reference No.	Thread Size		Dimensions in mm				
	T	Inch	A	H±2.5	B	ØD	1
BA44801(H)-03-03	M16x1.5	3/16	47.0	30.5	3.0	3.0	19
BA44801(H)-03-04	M16x1.5	1/4	30.0	31.0	3.0	3.0	19
BA44801(H)-04-04	M18x1.5	1/4	31.0	33.5	3.0	4.0	22
BA44801(H)-04-05	M18x1.5	5/16	32.0	33.5	3.0	4.0	22
BA44801(H)-05-05	M20x1.5	5/16	34.0	36.5	2.5	5.0	24
BA44801(H)-05-06	M20x1.5	3/8	37.0	35.0	2.5	5.0	24
BA44801(H)-06-06	M22x1.5	3/8	38.0	42.0	3.0	7.0	27
BA44801(H)-08-08	M24x1.5	1/2	46.0	49.0	3.0	9.0	30
BA44801(H)-08-10	M24x1.5	5/8	48.0	47.5	3.0	9.0	30
BA44801(H)-10-10	M30x2.0	5/8	52.0	53.5	3.5	12.0	36
BA44801(H)-10-12	M30x2.0	3/4	54.0	58.0	3.5	12.0	36
BA44801(H)-12-12	M36x2.0	3/4	62.0	64.5	4.5	15.0	46
BA44801(H)-16-12	M42x2.0	3/4	74.0	75.5	6.5	15.0	50
BA44801(H)-12-16	M36x2.0	1	72.0	64.5	4.5	15.0	41
BA44801(H)-16-16	M42x2.0	1	75.0	75.0	6.5	19.0	50
BA44801(H)-16-20	M42x2.0	1.1/4	78.0	75.0	6.5	19.0	50
BA44801(H)-20-20	M52x2.0	1.1/4	84.0	81.5	8.0	26.0	60

**METRIC MALE 24° CONE
HEAVY SERIES**



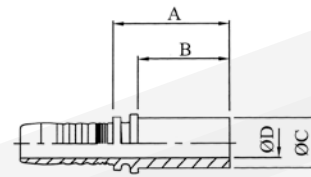
Reference No.	Thread Size		Dimensions in mm				
	T	Inch	A	B	ØD	1	
MN42201(H)-03-03	M16x1.5	3/16	23.0	12.0	3.0	17	
MN42201(H)-03-04	M16x1.5	1/4	24.0	12.0	3.0	17	
MN42201(H)-04-04	M18x1.5	1/4	27.0	12.0	4.0	19	
MN42201(H)-05-04	M20x1.5	1/4	28.0	12.0	4.0	22	
MN42201(H)-05-05	M20x1.5	5/16	29.0	12.0	5.0	22	
MN42201(H)-05-06	M20x1.5	3/8	29.5	12.0	5.0	22	
MN42201(H)-06-06	M22x1.5	3/8	31.0	14.0	7.0	24	
MN42201(H)-08-06	M24x1.5	3/8	31.5	14.0	7.0	27	
MN42201(H)-06-08	M22x1.5	1/2	31.0	14.0	7.0	24	
MN42201(H)-08-08	M24x1.5	1/2	32.0	14.0	9.0	27	
MN42201(H)-10-08	M30x2.0	1/2	34.0	16.0	9.0	32	
MN42201(H)-10-10	M30x2.0	5/8	35.0	16.0	12.0	32	
MN42201(H)-12-10	M36x2.0	5/8	38.0	18.0	12.0	41	
MN42201(H)-10-12	M30x2.0	3/4	36.0	16.0	12.0	32	
MN42201(H)-12-12	M36x2.0	3/4	40.0	18.0	15.0	41	
MN42201(H)-16-16	M42x2.0	1	43.0	20.0	19.0	46	
MN42201(H)-20-20	M52x2.0	1.1/4	48.0	22.0	26.0	55	

**STANDPIPE
FOR METRIC MALE 24° CONE
LIGHT SERIES**



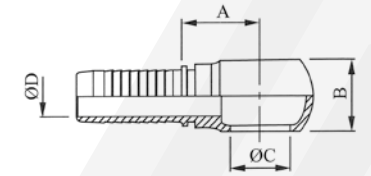
Reference No.	Pipe Size	Hose Size	Dimensions in mm		
	ØC	Inch	A	B	ØD
St.P52701(L)-03-03	6.0	3/16	31.5	22.0	3.0
St.P52701(L)-03-04	6.0	1/4	31.5	22.0	3.0
St.P52701(L)-04-04	8.0	1/4	31.5	22.0	4.0
St.P52701(L)-05-04	10.0	1/4	32.5	22.0	4.0
St.P52701(L)-04-05	8.0	5/16	33.0	22.0	4.0
St.P52701(L)-05-05	10.0	5/16	36.0	23.0	5.0
St.P52701(L)-06-05	12.0	5/16	37.0	23.0	5.0
St.P52701(L)-05-06	10.0	3/8	35.5	23.0	5.0
St.P52701(L)-06-06	12.0	3/8	36.5	23.0	7.0
St.P52701(L)-06-08	12.0	1/2	39.0	23.0	7.0
St.P52701(L)-08-08	15.0	1/2	38.0	25.0	9.0
St.P52701(L)-10-08	18.0	1/2	41.0	26.0	9.0
St.P52701(L)-10-10	18.0	5/8	39.5	26.0	12.0
St.P52701(L)-12-12	22.0	3/4	43.0	28.0	15.0
St.P52701(L)-16-16	28.0	1	46.0	30.0	19.0
St.P52701(L)-20-20	35.0	1.1/4	55.0	36.0	26.0
St.P52701(L)-24-24	42.0	1.1/2	55.0	40.0	32.0

**STANDPIPE
FOR METRIC MALE 24° CONE
HEAVY SERIES**



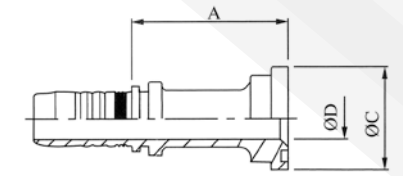
Reference No.	Pipe Size	Hose Size	Dimensions in mm		
	ØC	Inch	A	B	ØD
St.P52701(H)-03-03	8.0	3/16	34.0	24.0	3.0
St.P52701(H)-03-04	8.0	1/4	33.0	24.0	3.0
St.P52701(H)-04-04	10.0	1/4	35.0	26.0	4.0
St.P52701(H)-05-05	12.0	5/16	40.0	26.0	5.0
St.P52701(H)-05-06	12.0	3/8	37.0	26.0	5.0
St.P52701(H)-06-06	14.0	3/8	43.0	29.0	7.0
St.P52701(H)-08-06	16.0	3/8	44.0	30.0	7.0
St.P52701(H)-06-08	14.0	1/2	44.0	29.0	7.0
St.P52701(H)-08-08	16.0	1/2	43.0	30.0	9.0
St.P52701(H)-10-10	20.0	5/8	49.5	36.0	12.0
St.P52701(H)-12-12	25.0	3/4	56.0	40.0	15.0
St.P52701(H)-16-12	30.0	3/4	60.0	44.0	15.0
St.P52701(H)-12-16	25.0	1	54.0	40.0	15.0
St.P52701(H)-16-16	30.0	1	62.0	44.0	19.0
St.P52701(H)-20-20	38.0	1.1/4	71.0	50.0	26.0

**STRAIGHT BANJO
FOR METRIC BANJO BOLT
AS PER IS:3172**



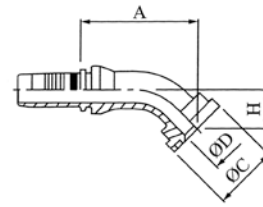
Reference No.	Pipe Size	Hose Size	Dimensions in mm		
	ØC	Inch	A	B	ØD
BJ08101-03-03	10.0	3/16	25.0	10.0	3.0
BJ08101-03-04	10.0	1/4	23.0	10.0	3.0
BJ08101-04-04	12.0	1/4	26.5	12.0	4.0
BJ08101-05-04	14.0	1/4	27.0	14.0	4.0
BJ08101-04-05	12.0	5/16	27.0	12.0	5.0
BJ08101-05-05	14.0	5/16	27.0	14.0	5.0
BJ08101-06-05	16.0	5/16	30.0	16.0	5.0
BJ08101-05-06	14.0	3/8	27.0	14.0	7.0
BJ08101-06-06	16.0	3/8	29.0	16.0	7.0
BJ08101-08-06	18.0	3/8	28.0	20.0	7.0
BJ08101-06-08	16.0	1/2	30.0	16.0	7.0
BJ08101-08-08	18.0	1/2	34.0	20.0	9.0
BJ08101-10-10	22.0	5/8	36.5	25.0	12.0
BJ08101-12-12	26.0	3/4	43.0	30.0	15.0
BJ08101-16-12	30.0	3/4	46.0	36.0	15.0
BJ08101-12-16	26.0	1	41.0	30.0	15.0
BJ08101-16-16	30.0	1	47.0	36.0	19.0

**STRAIGHT SAE FLANGE SHOULDER
STANDARD PRESSURE SERIES
CODE 61 (3000 PSI)**



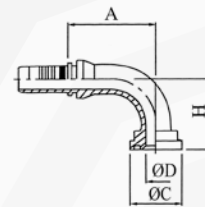
Reference No.	Flange Size	Hose Size	Dimensions in mm		
	Inch	Inch	A	ØD	ØC
FL08201-08-08	1/2	1/2	52.0	9.0	30.2
FL08201-12-10	3/4	5/8	48.0	12.0	38.1
FL08201-12-12	3/4	3/4	51.5	15.0	38.1
FL08201-16-12	1	3/4	51.5	15.0	44.4
FL08201-20-12	1.1/4	3/4	62.0	15.0	50.8
FL08201-16-12	1	1	64.0	19.0	44.4
FL08201-20-16	1.1/4	1	62.0	19.0	50.8
FL08201-24-16	1.1/2	1	64.0	19.0	60.3
FL08201-20-20	1.1/4	1.1/4	58.0	26.0	50.8
FL08201-24-20	1.1/2	1.1/4	60.0	26.0	60.3
FL08201-32-20	2	1.1/4	82.0	26.0	71.4
FL08201-20-24	1.1/4	1.1/2	64.0	26.0	50.8
FL08201-24-24	1.1/2	1.1/2	58.0	32.0	60.3
FL08201-32-24	2	1.1/2	82.0	32.0	71.4
FL08201-32-32	2	2	62.0	42.0	71.4
FL08201-40-32	2.1/2	2	64.0	42.0	84.1

**45° ELBOW SAE FLANGE SHOULDER
STANDARD PRESSURE SERIES
CODE 61 (3000 PSI)**



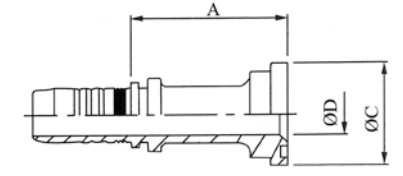
Reference No.	Flange Size	Hose Size	Dimensions in mm			
	Inch	Inch	H±2.5	A	ØD	ØC
BA04301-08-08	1/2	1/2	22.5	60.0	9.5	30.2
BA04301-12-12	3/4	3/4	25.4	62.5	15.0	38.1
BA04301-16-12	1	3/4	25.4	62.5	15.0	44.4
BA04301-16-16	1	1	28.5	64.0	19.0	44.4
BA04301-20-16	1.1/4	1	28.4	64.0	19.0	50.8
BA04301-16-20	1	1.1/4	25.0	63.0	19.0	44.4
BA04301-20-20	1.1/4	1.1/4	28.4	72.0	26.0	50.8
BA04301-24-20	1.1/2	1.1/4	28.4	74.0	26.0	60.3
BA04301-24-24	1.1/2	1.1/2	28.4	72.0	32.0	60.3
BA04301-32-24	2	1.1/2	28.4	72.0	32.0	71.4
BA04301-32-32	2	2	31.8	77.0	42.0	71.4
BA04301-40-32	2.1/2	2	43.5	106.0	42.0	84.1

**90° ELBOW SAE FLANGE SHOULDER
STANDARD PRESSURE SERIES
CODE 61 (3000 PSI)**



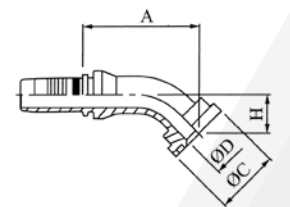
Reference No.	Flange Size	Hose Size	Dimensions in mm			
	Inch	Inch	H±2.5	A	ØD	ØC
BA04801-08-08	1/2	1/2	46.0	50.0	9.0	30.2
BA04801-12-12	3/4	3/4	54.0	59.5	15.0	38.1
BA04801-16-12	1	3/4	54.0	59.0	15.0	44.4
BA04801-12-16	3/4	1	68.0	70.0	15.0	38.1
BA04801-16-16	1	1	60.5	67.0	19.0	44.4
BA04801-20-16	1.1/4	1	60.5	65.0	19.0	50.8
BA04801-16-20	1	1.1/4	61.5	66.0	19.0	44.4
BA04801-20-20	1.1/4	1.1/4	63.5	70.0	26.0	50.8
BA04801-24-20	1.1/2	1.1/4	63.5	77.0	26.0	60.3
BA04801-20-24	1.1/4	1.1/2	71.0	75.0	26.0	50.8
BA04801-24-24	1.1/2	1.1/2	70.0	75.0	32.0	60.3
BA04801-32-24	2	1.1/2	70.0	75.0	32.0	71.4
BA04801-32-32	2	2	82.6	121.0	42.0	71.4
BA04801-40-32	2.1/2	2	121.5	122.0	42.0	84.1

**STRAIGHT SAE FLANGE SHOULDER
HIGH PRESSURE SERIES
CODE 62 (6000 PSI)**



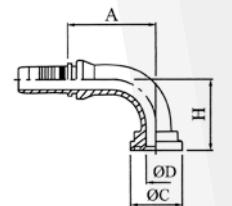
Reference No.	Flange Size	Hose Size	Dimensions in mm		
	Inch	Inch	A	ØD	ØC
FL08201(H)-12-12	3/4	3/4	64.0	15.0	41.3
FL08201(H)-12-16	3/4	1	62.0	15.0	41.3
FL08201(H)-16-16	1	1	69.0	19.0	47.6
FL08201(H)-20-16	1.1/4	1	75.0	19.0	54.0
FL08201(H)-20-20	1.1/4	1.1/4	76.6	26.0	54.0
FL08201(H)-24-20	1.1/2	1.1/4	82.5	26.0	63.5
FL08201(H)-20-24	1.1/4	1.1/2	75.5	26.0	54.0

**45° ELBOW SAE FLANGE SHOULDER
HIGH PRESSURE SERIES
CODE 62 (6000 PSI)**



Reference No.	Flange Size	Hose Size	Dimensions in mm			
	Inch	Inch	H±2.5	A	ØD	ØC
BA04301(H)-12-12	3/4	3/4	24.5	62.0	15.0	41.3
BA04301(H)-12-16	3/4	1	25.0	61.0	15.0	41.3
BA04301(H)-16-16	1	1	27.5	69.0	19.0	47.6
BA04301(H)-20-16	1.1/4	1	31.5	72.5	19.0	54.0
BA04301(H)-20-24	1.1/4	1.1/2	38.0	87.0	26.0	54.0

**90° ELBOW SAE FLANGE SHOULDER
HIGH PRESSURE SERIES
CODE 62 (6000 PSI)**



Reference No.	Flange Size	Hose Size	Dimensions in mm			
	Inch	Inch	H±2.5	A	ØD	ØC
BA04801(H)-12-10	3/4	5/8	50.5	53.0	12.0	41.3
BA04801(H)-12-12	3/4	3/4	86.0	70.0	15.0	41.3
BA04801(H)-12-16	3/4	1	86.0	69.0	15.0	41.3
BA04801(H)-16-16	1	1	67.5	69.5	19.0	47.6
BA04801(H)-20-16	1.1/4	1	77.5	74.0	19.0	54.0
BA04801(H)-16-20	1	1.1/4	81.0	67.0	19.0	47.6
BA04801(H)-20-20	1.1/4	1.1/4	77.5	73.0	26.0	54.0
BA04801(H)-20-24	1.1/4	1.1/2	100.0	76.5	26.0	54.0
BA04801(H)-24-24	1.1/2	1.1/2	100.0	92.0	32.0	63.5

